
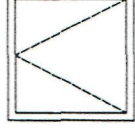




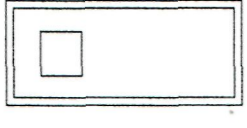

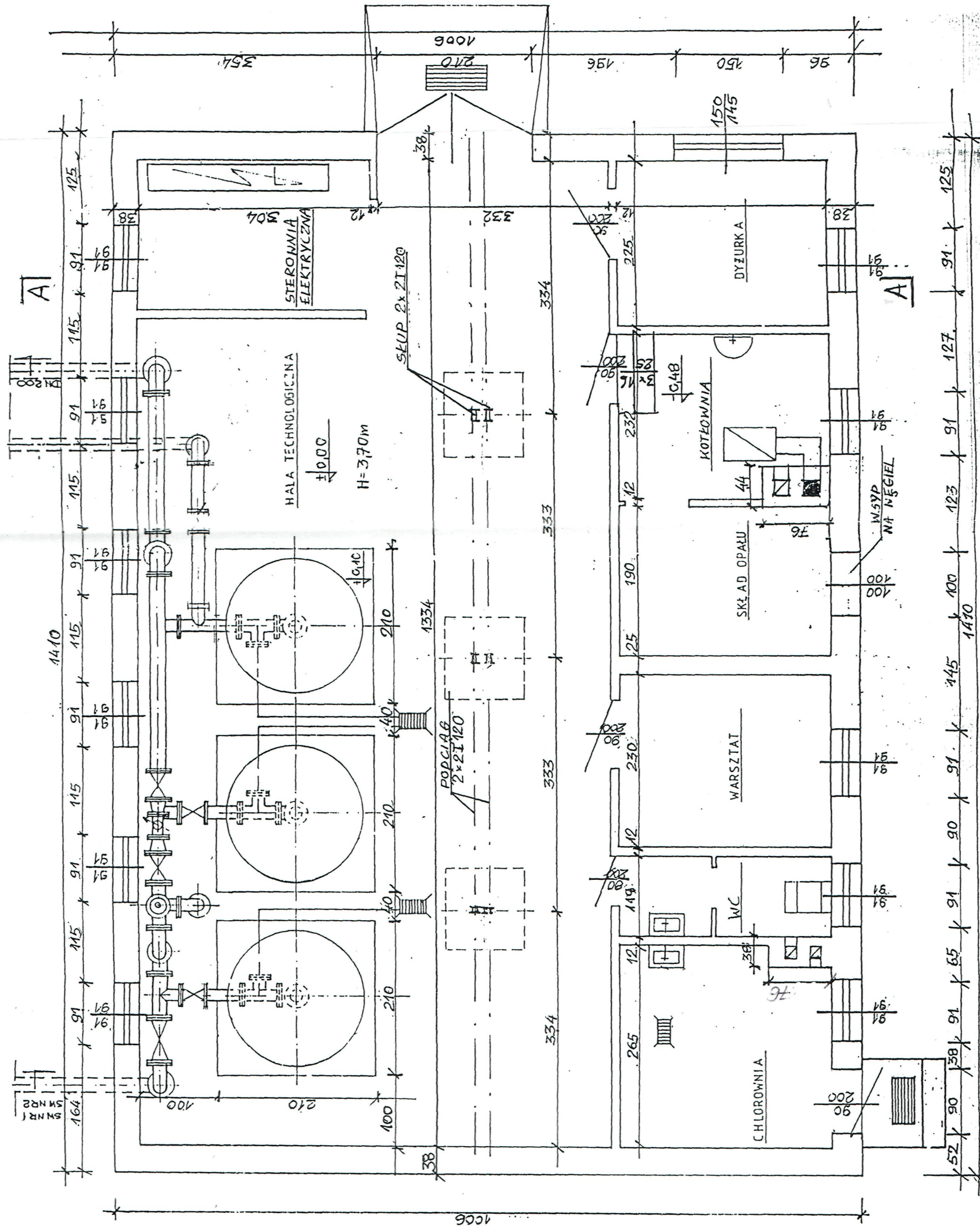
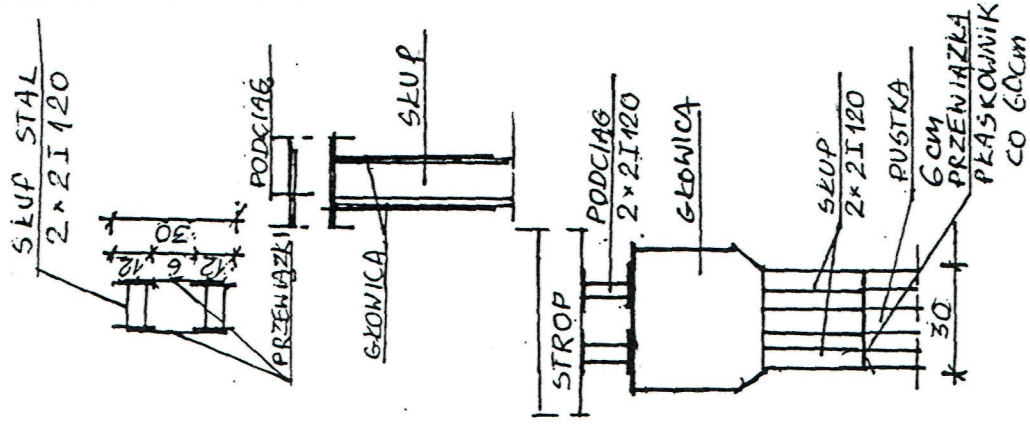


## ZESTAWIENIE STOLARKI OKIENNEJ I DRZWIOWEJ

LP	1	2	3	4	5	6	7
NAZWA ELEMENTU	okno zespolone		drzwi zewnętrzne	drzwi wewnętrzne		wrota stalowe indywidualne	drzwi do WC
SYMBOL	0/34	0/5	Dz 2	Ds90	D10		D4
							
So	1510	910	1010	910	910	2100	810
Ho	1510	910	2370	2110	2050	2100	2050
S	1350	721	870	880	800	1980	700
H	1330	691	2000	2090	2000	1990	2000
SZT.	1	14	1L	2L	1P	1	2L
UWAGI:						ocieplane styropianem M-15	





1006

